


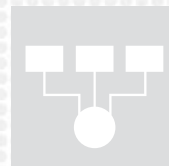


Your partner in inspection and quality control



metal detector

MFN11 + CONVEYOR 60



Your partner in inspection and quality control



go to the web-page dedicated to this product



metal detector

MFN11 + CONVEYOR 60

Equipment

- Digital electronics with alphanumeric graphic display
- 3 levels password access protection
- Principle of operation: digital with bidimensional image
- Working multifrequency
- 100 storable product programs
- One RS232 C serial port
- Phase adjustment function
- Function and process alarm output
- High immunity to environmental interferences
- Fail-safe mode
- Very high sensibility to all magnetic and not magnetic metals, stainless included
- Visualization of product image
- Total printouts
- Automatic balancing
- Self-check function
- OK pcs. and rejects totalizer
- Report archive
- Date/Time function
- Automatic product compensation (Tracking)
- Adjustable speed
- In conformity with ISO - FDA - HACCP - GMP regulations
- Production data management in conformity with the standards in force

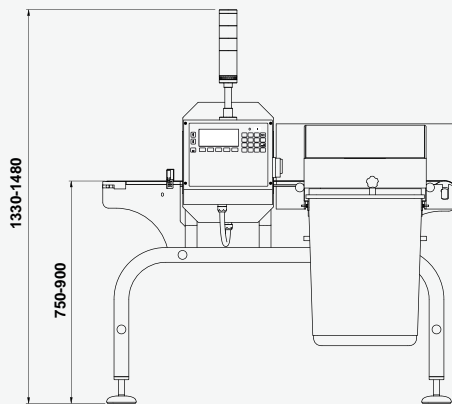
Optional

- Rejection systems
- Reject management systems
- Stainless steel rejection bin
- Wind-prevention tunnel
- Quick-disassembly belt
- Special conveyors
- Alarms notification
- Ethernet interface
- USB interface
- Ejection synchronism photocell
- Ejection check photocell
- Separated electronic equipment
- Wheels
- Products programs memory expansion
- FAT/SAT, IQ/OQ validations

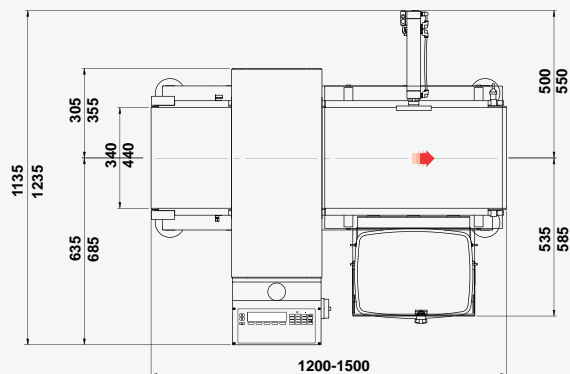
Technical Specifications

MFN11 + CONVEYOR 60

Weighing range	up to 10000 g
Linear speed	up to 65 m/min
Pneumatic supply	0,6 Mpa
Power supply	230V 50/60Hz single phase
Power consumption	650 W
Mirror finishing of metal parts	Stainless Steel IP54 - IP65
Climatic environment	from 5°C up to +40°C non-condensing (closed)
Regulations	Conformity with CE regulations and with international standards for Electrical Safety and Electromagnetic Compatibility



RUNNING DIRECTION TO CLIENT'S SPECS



The manufacturer reserves the right to change the product specifications without notice. The image and the drawing are indicative of one of the possible configurations of the machine.

PRISMA INDUSTRIALE S.r.l.

Via La Bionda, 17 - 43036 Fidenza - Parma - Italy • Tel. +39 0524 527270 - Fax +39 0524 524142
www.prismaindustriale.com • info@prismaindustriale.com